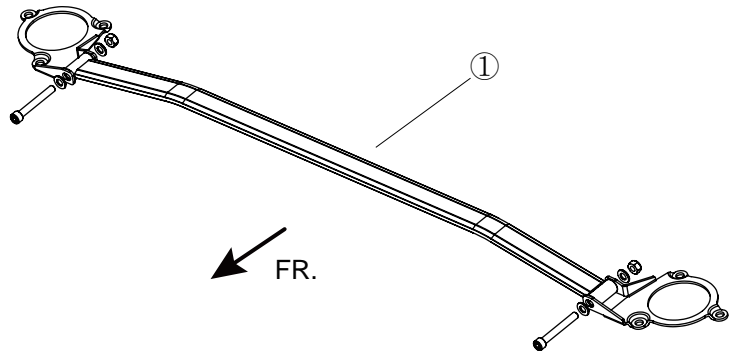


Application 適用車型

Toyota Camry XV40 '06-11
Toyota Camry XV50 '12-18
Lexus ES XV40 '06-12

Components 內含配件

① Strut brace 引擎室拉桿總成	1PC
Bolt 螺絲 (M10x1.5x75)	2PCS
Nut 螺帽 (M10x1.5-17x10)	2PCS
Washer 華司 (20.8x10.7x2)	4PCS

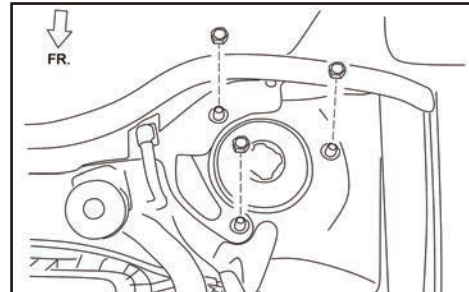


Caution 注意事項

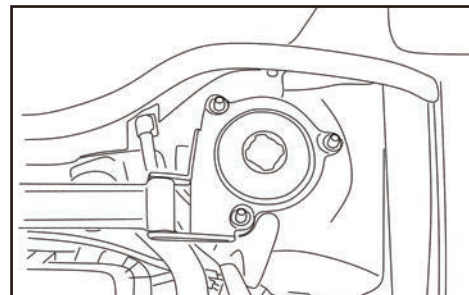
- Installation is recommended to be performed by licensed mechanics with necessary tools to ensure proper installation and safety, or damage to the product or vehicle may occur.
- Note the routing and position of wires and cables before installation. Please refer to factory manual.
- Tighten bolts and nuts firmly using handtools, or with specified torque if mentioned.
- 安裝需由合格的專業技師及工具執行以確保安裝正確及安全。否則可能對產品或車輛造成傷害。
- 安裝前請記下線路安裝路徑及位置。或請參考原廠手冊。
- 請使用手動工具確實鎖緊螺帽及螺絲。或依照說明中標註的扭力上鎖。

Instructions 安裝說明

1. With the vehicle on a level surface, remove the nuts of strut mounts on both sides.
將車輛停放在平地上。接著拆卸兩側避震器上座的螺帽。



2. Position ① Strut brace over the studs of strut tower.
將 ① 引擎室拉桿放置於避震器上座。



3. Tighten the nuts back to the studs of strut mounts.
將上座螺帽鎖回避震器上座的螺柱。

